

Introductory sub-table (I)(a)

Name of the Company: SHIVKAMAL IMPEX LIMITED

Scrip Code, Name of the scrip, class of security:

Quarter ended: 30/06/2014

Partly paid-up shares:-	No. of partly paid-up shares	As a % of total no. of partly paid-up shares	As a % of total no. of shares of the company
Held by promoter/promoter group	0		0
Held by public	0		0
Total	0		0

Outstanding convertible securities:-	No. of outstanding securities	As a % of total no. of outstanding convertible securities	As a % of total no. of shares of the company, assuming full conversion of the convertible securities
Held by promoter/promoter group	0		0
Held by public	0		0
Total	0		0

Warrants:-	No. of warrants	As a % of total no. of warrants	As a % of total no. of shares of the company, assuming full conversion of warrants
Held by promoter/promoter group	0		0
Held by public	0		0
Total	0		0

Total paid-up capital of the company, assuming full conversion of warrants and convertible securities

1005570

For SHIV KAMAL IMPEX LIMITED

DIRECTOR

Statement Showing Shareholding Pattern

			Table (I)(a)		Total shareholding as a percentage of total number of shares		Shares Pledged or otherwise encumbered	
Category code	Category of Shareholder	Number of Shareholders	Total number of shares	Number of shares held in dematerialized form	As a percentage of (A+B) ¹	As a percentage of (A+B+C)	Number of shares	As a percentage
(I)	(II)	(III)	(IV)	(V)	(VI)	(VII)	(VIII)	(IX) = (VIII)/(IV)*100
(A)	Shareholding of Promoter and Promoter Group ²							
1	Indian							
(a)	Individuals/ Hindu Undivided Family							
		0	0	0	0.00	0.00		#DIV/0!
(b)	Central Government/ State Government(s)	0			0.00	0.00		
(c)	Bodies Corporate	0						0.00
(d)	Financial Institutions/ Banks	0			0.00	0.00		
(e)	Any Others(Specify)				0.00	0.00		
(e-i)					0.00	0.00		
(e-ii)					0.00	0.00		

For SHIV KAMAL IMPEX LIMITED



DIRECTOR

	Sub Total(A)(1)	0	0	0	0.00	0.00	0	
2	Foreign	NA						
a	Individuals (Non-Residents Individuals/ Foreign Individuals)				0.00	0.00		
b	Bodies Corporate				0.00	0.00		
c	Institutions				0.00	0.00		
d	Qualified Foreign Investor				0.00	0.00		
e	Any Others(Specify)				0.00	0.00		
e-i					0.00	0.00		
e-ii								
	Sub Total(A)(2)	0	0	0	0.00	0.00	0	
	Total Shareholding of	0	0	0	0.00	0.00	0	
(B)	Public shareholding							
1	Institutions							
(a)	Mutual Funds/ UTI	0			0.00	0.00		
(b)	Financial Institutions / Banks	0			0.00	0.00		
(c)	Central Government/ State Government(s)	0			0.00	0.00		
(d)	Venture Capital Funds	0			0.00	0.00		
(e)	Insurance Companies	0			0.00	0.00		
(f)	Foreign Institutional Investors	0			0.00	0.00		
(g)	Foreign Venture Capital Investors	0			0.00	0.00		
(h)	Qualified Foreign Investor	0			0.00	0.00		
(i)	Any Other (specify)	0			0.00	0.00		

For SHIV KAMAL IMPEX LIMITED

DIRECTOR

(i-ii)					0.00	0.00		
(i-ii)								
	Sub-Total (B)(1)	0	0	0	0.00	0.00		
B 2	Non-institutions							
(a)	Bodies Corporate	4	255000	0	25.36			
(b)	Individuals				0.00	0.00		
	Individuals -i. Individual shareholders holding nominal share capital up to Rs 1 lakh	131	750570	0	74.64			
II	ii. Individual shareholders holding nominal share capital in excess of Rs. 1 lakh.	0	0	0	0.00	0.00		
(c)	Qualified Foreign Investor				0.00	0.00		
(d)	Any Other (specify)				0.00	0.00		
(d-i)					0.00	0.00		
(d-ii)								
	Sub-Total (B)(2)	135	1005570	0	100.00	100.00		
(B)	Total Public Shareholding (B)= (B)(1)+(B)(2)	135	1005570	0	100.00	100.00		
	TOTAL (A)+(B)	135	1005570	0	100.00	100.00		

For SHIV KAMAL IMPEX LIMITED

DIRECTOR

(C)	Shares held by Custodians and against which Depository Receipts have been issued							
1	Promoter and Promoter Group					0.00		
2	Public					0.00		
	Sub-Total (C)	0	0	0		0	0	
	GRAND TOTAL (A)+(B)+	135	1005570	0		100.00	0	0.00

For SHIV KAMAL IMPEX LIMITED


DIRECTOR

(I)(b) Statement showing holding of securities (including shares, warrants, convertible securities) of persons belonging to the category "Promoter and Promoter Group"


Sr.	Name of the	Details of Shares held		Encumbered shares (*)			Details of warrants		Details of convertible securities		Total shares (including underlying shares assuming full conversion of warrants and convertible securities) as a % of diluted share capital
		Number of shares held	As a % of grand total (A) +(B) +(C)	No.	As a percent age	As a % of grand total (A)+(B)+(C) of sub-clause (I)(a)	Number of warrants held	As a % total number of warrants of the same class	Number of convertible securities held	As a % total number of convertible securities of the same class	
No.	shareholder										
(I)	(II)	(III)	(IV)	(V)	= (V)/(III)*	(VII)	(VIII)	(IX)	(X)	(XI)	(XII)
	0				0.00	0.00	0	NA		NA	
					0.00	0.00	0		0		0

For SHIV KAMAL IMPEX LIMITED

DIRECTOR

(*) The term "encumbrance" has the same meaning as assigned to it in regulation 28(3) of the SAST Regulations, 2011

For SHIV KAMAL IMPEX LIMITED


DIRECTOR

(I)(c)(i) Statement showing holding of securities (including shares, warrants, convertible securities) of persons belonging to the category "Public" and holding more than 1% of the total number of shares

Sr. No.	Name of the shareholder	Number of shares held	Shares as a percentage of total number of shares {i.e., Grand Total (A)+(B)+(C) indicated in Statement at para (I)(a) above}	Details of warrants		Details of convertible securities		Total shares (including underlying shares assuming full conversion of warrants and convertible securities) as a % of diluted share capital
				Number of warrants held	As a % total number of warrants of the same class	Number of convertible securities held	% w.r.t total number of convertible securities of the same class	
1	ATUL SHARMA	15550	1.55	0	0	0	0	0
2	AYUSHI JAIN	16600	1.65	0	0	0	0	0
3	AASHIMA JAIN	12500	1.24	0	0	0	0	0
4	ISHLI JAIN	16600	1.65	0	0	0	0	0
5	KANIKA JAIN	12500	1.24	0	0	0	0	0
6	MAHESH BABU GUPTA	15000	1.24	0	0	0	0	0
7	MANOJ KUMAR JAIN	12500	1.49	0	0	0	0	0
8	MAHIMA JAIN	12500	1.24	0	0	0	0	0
9	M.K. JAIN (HUF)	12500	1.24	0	0	0	0	0
10	NAMRATA JAIN	14000	1.24	0	0	0	0	0
11	NAVEEN SHARMA	11000	1.39	0	0	0	0	0
12	NAMRATA JAIN	16600	1.09	0	0	0	0	0

For SHIV KAMAL IMPEX LIMITED


DIRECTOR

13	POONAM SHARMA	11000	1.65	0	0	0	0
14	PRITI JAIN	12500	1.09	0	0	0	0
15	RAVINDRA KUMAR JAIN	15525	1.24	0	0	0	0
16	SUMAN GUPTA	15000	1.54	0	0	0	0
17	SWATI SHARMA	11025	1.49	0	0	0	0
18	VIKASH JAIN	12000	1.10	0	0	0	0
19	YOGESH AGRAWAL	15010	1.19	0	0	0	0
20	SEEMA JAIN	12500	1.49	0	0	0	0
21	ARTLINE MANAGEMENT AND FINANCIAL SERVICES PVT. LTD.	130000	1.24	0	0	0	0
22	COVET FINANCIAL SERVICES PV. LTD.	60000	12.93	0	0	0	0
23	SHRI VARDA PECIFIC SECURITIES LTD	60000	5.97	0	0	0	0
TOTAL		522410	51.95	0	0	0	0

For SHIV KAMAL IMPEX LIMITED


DIRECTOR

(I)(c)(ii) Statement showing holding of securities (including shares, warrants, convertible securities) of persons (together with PAC) belonging to the category "Public" and holding more than 5% of the total number of shares of the company


Sr. No.	Name(s) of the shareholder(s) and the Persons Acting in Concert (PAC) with them	Number of shares	Shares as a percentage of total number of shares {i.e., Grand Total (A)+(B)+(C) indicated in Statement at para (I)(a) above}	Details of warrants		Details of convertible securities		Total shares (including underlying shares assuming full conversion of warrants and convertible securities) as a % of diluted share capital
				Number of warrants	As a % total number of warrants of the same class	Number of convertible securities held	% w.r.t total number of convertible securities of the same class	
1	ARTLINE MANAGEMENT AND FINANCIAL SERVICES PVT. LTD.	130000	12.93		0		0	
2	COVET FINANCIAL SERVICES PVT. LTD	60000	5.97		0		0	
3	SHRI VARDA PECIFIC SECURITIES LTD.	60000	5.97		0		0	
TOTAL		250000	24.86	0	0	0	0	0

For SHIV KAMAL IMPEX LIMITED


DIRECTOR

(I)(d) Statement showing details of locked-in shares

Sr. No.	Name of the shareholder	Number of locked-in shares	Locked-in shares as a percentage of total number of shares {i.e., Grand Total (A)+(B)+(C) indicated in Statement at para (I)(a) above}
1	NIL		0.00
TOTAL		0	0.00

For SHIV KAMAL IMPEX LIMITED

DIRECTOR

(II)(a) Statement showing details of Depository Receipts (DRs)

Sr. No.	Type of outstanding DR (ADRs, GDRs, SDRs, etc.)	Number of outstanding DRs	Number of shares underlying outstanding DRs	Shares underlying outstanding DRs as a percentage of total number of shares {i.e., Grand Total (A)+(B)+(C) indicated in Statement at para (I)(a) above}
1	NA			0.00
TOTAL		0	0	0.00


For SHIV KAMAL IMPEX LIMITED


DIRECTOR

(II)(a) Statement showing details of Depository Receipts (DRs)


Sr. No.	Type of outstanding DR (ADRs, GDRs, SDRs, etc.)	Number of outstanding DRs	Number of shares underlying outstanding DRs	Shares underlying outstanding DRs as a percentage of total number of shares {i.e., Grand Total (A)+(B)+(C) indicated in Statement at para (I)(a) above}
				NOT APPLICABLE
	TOTAL			

For SHIV KAMAL IMPEX LIMITED


DIRECTOR

(II)(b) Statement showing holding of Depository Receipts (DRs), where underlying shares held by "promoter/promoter group" are in excess of 1% of the total number of shares

Sr. No.	Name of the DR Holder	Type of outstanding DR (ADRs, GDRs, SDRs, etc.)	Number of shares underlying outstanding DRs	Shares underlying outstanding DRs as a percentage of total number of shares {i.e., Grand Total (A)+(B)+(C) indicated in Statement at para (I)(a) above}
TOTAL	NIL	NIL	NIL	NIL

For SHIV KAMAL IMPEX LIMITED

 DIRECTOR