


Introductory sub-table (I)(a)


Name of the Company: SHIVKAMAL IMPEX LIMITED			
Scrip Code, Name of the scrip, class of security:			
Quarter ended: 30/09/2014			
Partly paid-up shares:-	No. of partly paid-up shares	As a % of total no. of partly paid-up shares	As a % of total no. of shares of the company
Held by promoter/promoter group	0	0	0
Held by public	0	0	0
Total	0		0
Outstanding convertible securities:-	No. of outstanding securities	As a % of total no. of outstanding convertible securities	As a % of total no. of shares of the company, assuming full conversion of the convertible securities
Held by promoter/promoter group	0	0	0
Held by public	0	0	0
Total	0		0
Warrants:-	No. of warrants	As a % of total no. of warrants	As a % of total no. of shares of the company, assuming full conversion of warrants
Held by promoter/promoter group	0		0
Held by public	0		0
Total	0		0



Total paid-up capital of the
company, assuming full
conversion of warrants and
convertible securities


1,00,55,700

For SHIV KAMAL IMPEX LIMITED


DIRECTOR



		Statement Showing latest Shareholding Pattern			30/9/2014
Name of the Company :		SHIVKAMAL IMPEX LIMITED			
Category code	Category of Shareholder	Number of Shareholders	Total number of shares	Number of shares held in dematerialized form	Total shareholding as a percentage of total number of shares As a percentage of(A+B) ¹
(A)	Shareholding of Promoter and Promoter Group ²				
1	Indian				0.00
(a)	Individuals/ Hindu Undivided Family	0			0.00
(b)	Central Government/ State Government(s)				0.00
(c)	Bodies Corporate				0.00
(d)	Financial Institutions/ Banks				0.00
(e)	Any Others(Specify)				0.00
(e-i)					0.00
(e-ii)					
		0	0	0	0.00
	Sub Total(A)(1)				
2	Foreign				
a	Individuals (Non-Residents Individuals/ Foreign Individuals)				0.00
b	Bodies Corporate				0.00
c	Institutions				0.00
d	Any Others(Specify)				0.00
d-i					0.00
d-ii					
		0	0	0	0.00
	Sub Total(A)(2)				
	Total Shareholding of Promoter and Promoter Group (A)= (A)(1)+(A)(2)	0	0	0	0.00



For SHIV KAMAL IMPEX LIMITED

[Signature]
DIRECTOR

(B)	Public shareholding				
1	Institutions				
(a)	Mutual Funds/ UTI				0.00
(b)	Financial Institutions / Banks				0.00
(c)	Central Government/ State Government(s)				0.00
(d)	Venture Capital Funds				0.00
(e)	Insurance Companies				0.00
(f)	Foreign Institutional Investors				0.00
(g)	Foreign Venture Capital Investors				0.00
(h)	Any Other (specify)				0.00
(h-i)					0.00
(h-ii)					0.00
	Sub-Total (B)(1)	0	0	0	0.00
B 2	Non-institutions				
(a)	Bodies Corporate	4	255000	NIL	25.36
(b)	Individuals				
	Individuals -i. Individual shareholders holding nominal share capital up to Rs 1 lakh				
I		521	750570	NIL	74.64
II	ii. Individual shareholders holding nominal share capital in excess of Rs. 1 lakh.	NIL	NIL	NIL	NIL
(c)	Any Other (specify)				
(c-i)					0.00
(c-ii)					0.00
	Sub-Total (B)(2)	525	1005570	0	100.00
(B)	Total Public Shareholding (B)= (B)(1)+(B)(2)	525	1005570	0	100.00
	TOTAL (A)+(B)	525	1005570	0	100



For SHIV KAMAL IMPEX LIMITED

[Signature]
DIRECTOR

(I)(c)(i) Statement showing holding of securities (including shares, warrants, convertible securities) of persons belonging to the category "Public" and holding more than 1% of the total number of shares

Sr. No.	Name of the shareholder	Number of shares held	Shares as a percentage of total number of shares {i.e., Grand Total (A)+(B)+(C) indicated in Statement at para (I)(a) above}	Details of warrants		Details of convertible securities		Total shares (including underlying shares assuming full conversion of warrants and convertible securities) as a % of diluted share capital
				Number of warrants held	As a % total number of warrants of the same class	Number of convertible securities held	% w.r.t total number of convertible securities of the same class	
1	ATUL SHARMA	15550	1.55	0	0	0	0	0
2	AAYUSHI JAIN	16600	1.65	0	0	0	0	0
3	AASHIMA JAIN	12500	1.24	0	0	0	0	0
4	ISHLI JAIN	16600	1.65	0	0	0	0	0
5	KANIKA JAIN	12500	1.24	0	0	0	0	0
6	MAHESH BABU GUPTA	15000	1.49	0	0	0	0	0
7	MANOJ KUMAR JAIN	12500	1.24	0	0	0	0	0
8	MAHIMA JAIN	12500	1.24	0	0	0	0	0
9	M.K. JAIN (H.U.F.)	12500	1.24	0	0	0	0	0
10	NAMRATA JAIN	14000	1.39	0	0	0	0	0
11	NAVEEN SHARMA	11000	1.09	0	0	0	0	0
12	NAMRATA JAIN	16600	1.65	0	0	0	0	0



For SHIV KAMAL IMPEX LIMITED

13	POONAM SHARMA	11000	1.09	0	0	0	0
14	PRITI JAIN	12500	1.24	0	0	0	0
15	RAVINDRA KUMAR JAIN	15525	1.54	0	0	0	0
16	SUMAN GUPTA	15000	~1.49	0	0	0	0
17	SWATI SHARMA	11025	1.10	0	0	0	0
18	VIKASH JAIN	12000	1.19	0	0	0	0
19	YOGESH AGRAWAL	15010	1.49	0	0	0	0
20	SEEMA JAIN	12500	1.24	0	0	0	0
21	ARTLINE MANAGEMENT AND FINANCIAL SERVICES PVT. LTD.	130000	12.93	0	0	0	0
22	COVET FINANCIAL SERVICES PVT. LTD	60000	5.97	0	0	0	0
23	SHRI VARDHA PECIFIC SECURITIES LTD.	60000	5.97	0	0	0	0
TOTAL		522410	51.95	0	0	0	0
				#DIV/0!	0	#DIV/0!	0



For SHIV KAMAL IMPEX LIMITED

[Signature]
DIRECTOR

(I)(c)(ii) Statement showing holding of securities (including shares, warrants, convertible securities) of persons (together with PAC) belonging to the category "Public" and holding more than 5% of the total number of shares of the company

Sr. No.	Name(s) of the shareholder(s) and the Persons Acting in Concert (PAC) with them	Number of shares	Shares as a percentage of total number of shares {i.e., Grand Total (A)+(B)+(C) indicated in Statement at para (I)(a) above}	Details of warrants		Details of convertible securities		Total shares (including underlying shares assuming full conversion of warrants and convertible securities) as a % of diluted share capital
				Number of warrants	As a % total number of warrants of the same class	Number of convertible securities held	% w.r.t total number of convertible securities of the same class	
1	ARTLINE MANAGEMENT AND FINANCIAL SERVICES PVT. LTD.	130000	12.93					
2	COVET FINANCIAL SERVICES PVT. LTD	60000	5.97		0		0	
3	SHRI VARDHA PECIFIC SECURITIES LTD.	60000	5.97		0		0	
TOTAL		250000	24.86	0	0	0	0	0




For SHIV KAMAL IMPEX LIMITED

DIRECTOR

(I)(d) Statement showing details of locked-in shares

Sr. No.	Name of the shareholder	Number of locked-in shares	Locked-in shares as a percentage of total number of shares {i.e., Grand Total (A)+(B)+(C) indicated in Statement at para (I)(a) above}
1	NIL		0.00
2	NIL		0.00
3	NIL		0.00
4	NIL		0.00
5	NIL		0.00
6	NIL		0.00
7	NIL		0.00
8	NIL		0.00
9	NIL		0.00
TOTAL		0	0.00

 SHIV KAMAL IMPEX LIMITED


DIRECT



(II)(b) Statement showing holding of Depository Receipts (DRs), where underlying shares held by "promoter/promoter group" are in excess of 1% of the total number of shares

Sr. No.	Name of the DR Holder	Type of outstanding DR (ADRs, GDRs, SDRs, etc.)	Number of shares underlying outstanding DRs	Shares underlying outstanding DRs as a percentage of total number of shares {i.e., Grand Total (A)+(B)+(C) indicated in Statement at para (I)(a) above}
1				0.00
2				0.00
3				0.00
4				0.00
5				0.00
6				0.00
7				0.00
8				0.00
9				0.00
			0	0.00
TOTAL				

 **SHIV KAMAL IMPEX LIMITED**


DIRECTOR

